



Dimensions	
COT SIZE	W47" / D40" / SD23" / H34" / SH20"
TWIN SIZE	W56" / D40" / SD23" / H34" / SH20"
FULL SIZE	W71" / D40" / SD23" / H34" / SH20"
QUEEN SIZE	W77" / D40" / SD23" / H34" / SH20"
QUEEN PLUS SIZE	W83" / D40" / SD23" / H34" / SH20"
QUEEN PLUS SIZE W/ CHAISE	W83" / D40" / SD67" / H34" / SH20"
KING SIZE	W93" / D40" / SD23" / H34" / SH20"
Options	Configuration Upholstery legs Tuft
Details	Featuring the patented Tiffany 24/7™ platform sleep system Zero Wall Clearance Loose Back and Seat Cushions Room to stretch out with true 80 inches of bed room-length sleeping surface Double-needle top-stitch detail on arm High-density, high-resiliency foam seat cushions
Material	Leather or fabric Metal leg

prices subject to change | delivery not included

Comfort Sleeper® by American Leather®

Standard Comfort Sleeper®

Features:

- Featuring the patented Tiffany 24/7™ platform sleep system
- Room to stretch out with true 80 inches of bedroom-length sleeping surface
- Ultimate comfort on five inches of plush, high-density foam mattress
- Under-sofa dust covers keeps dust and dirt from ever touching the mattress
- Zero wall clearance
- Quick-ship delivery
- Single-needle top-stitch
- High-density, high-resiliency foam seat cushions
- Loose back and seat cushions
- Lifetime warranty on frame
- 10-year mechanism warranty

Mattress Options:

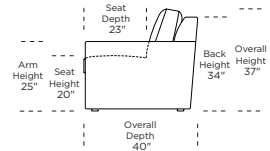
- HiPerform with Crypton® ticking
- Cooling Gel
- Tempur-Pedic®

Options:

- High-density, high-resiliency foam seat cushions encased in down and down back cushions available
- Bench seat cushion
- Tufted back and seat cushion decorative detail
- Ottomans available with casters

Leg height is 1"

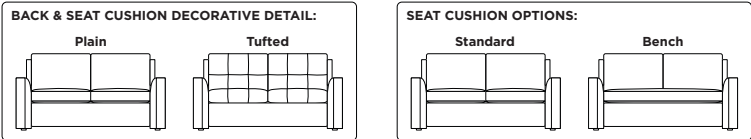
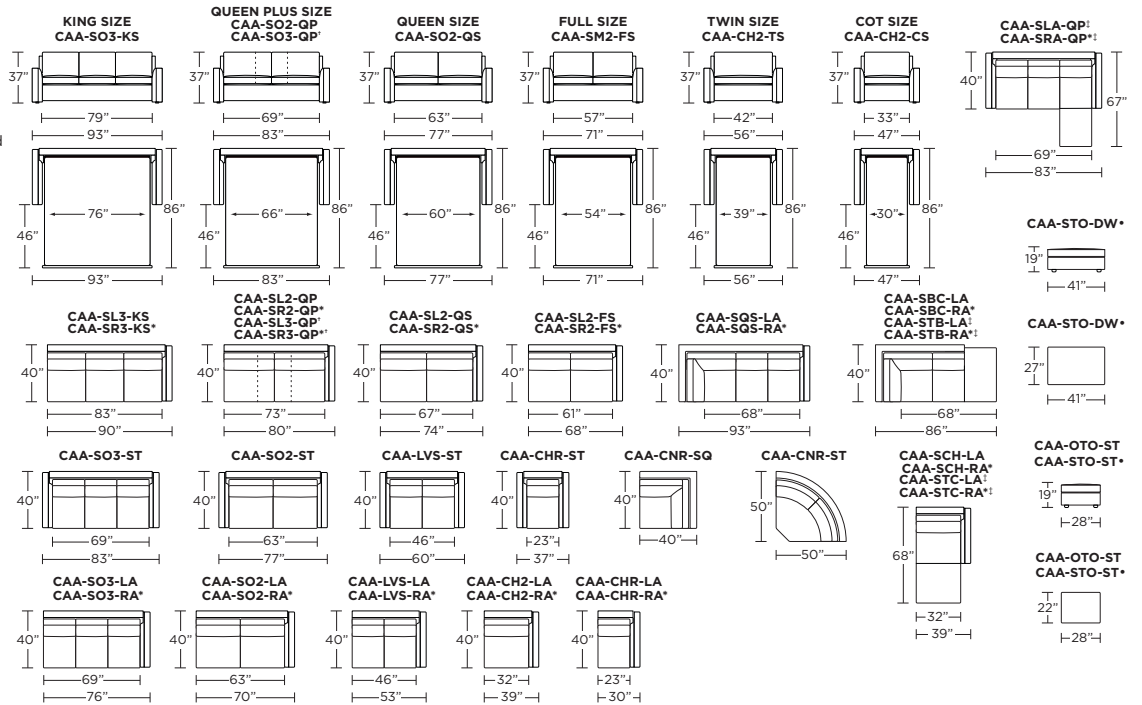
Please use actual leather, fabric, Crypton®, Sunbrella® and Ultrasuede® swatches when specifying furniture as the colors shown may vary due to the printing process.



Note: Seat depth includes cushion overhang which may be up to 1"

- * Picture shows left arm seated. Please specify left or right arm seated when ordering.
- All orders are in seated position.
- † Dotted lines for Queen Plus sizes indicates the number of seats.
- All dimensions are approximate and subject to change.
- ‡ Chaise lifts up to reveal hidden storage space. • Storage

CLARA



Tiffany 24/7™ Convertible mechanism, U.S. Patents #6904628, #8893323, #9468303, #9668585. Additional patents pending.

V04.25.23
Scale:
1/8 inch = 1 foot