



<b>Dimensions</b>	
STUDIO 2 SEATER SOFA	W95" / D42" / SD25" / H31" / SH18"
STUDIO 3 SEATER SOFA	W136" / D42" / SD25" / H31" / SH18"
STUDIO ARMCHAIR	W56" / D42" / SD25" / H31" / SH18"
STUDIO CHAISE	W48" / D64" / H31" / SH18"
STUDIO OTTOMAN	W44" / D44" / H18"
GRAND 2 SEATER SOFA	W103" / D46" / SD29" / H32" / SH18"
GRAND 3 SEATER SOFA	W148" / D46" / SD29" / H32" / SH18"
GRAND ARMCHAIR	W60" / D46" / SD29" / H32" / SH18"
GRAND CHAISE	W52" / D68" / SD29" / H32" / SH18"
GRAND OTTOMAN	W48" / D48" / H18"
<b>Options</b>	Configuration Upholstery
<b>Details</b>	Premium high-density, high-resiliency foam seat cushions encased in down Premium down-filled back cushions Loose back and seat cushions Single-needle top-stitch
<b>Material</b>	Leather or fabric Metal

prices subject to change | delivery not included

**Standard Features:**

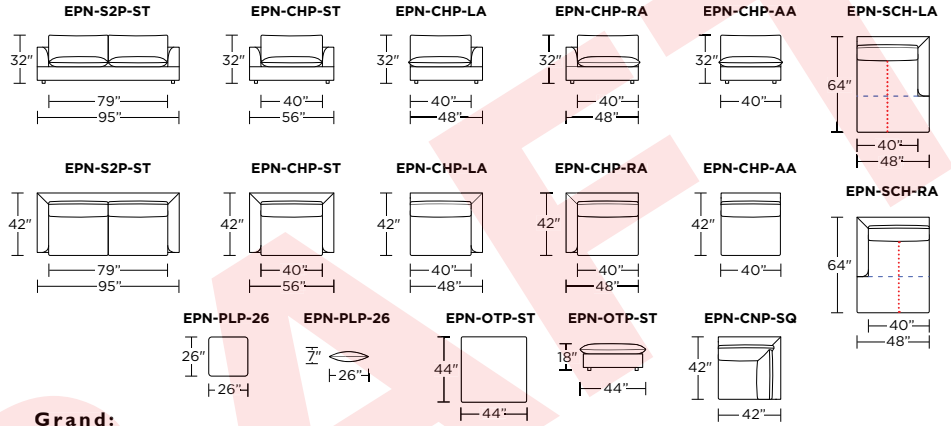
- Advanced unidirectional suspension system
- Premium high-density, high-resiliency foam seat cushions with memory foam inserts encased in down
- Premium down-filled back cushions
- Loose back and seat cushions
- Single-needle top-stitch
- Lifetime warranty on frame and suspension

**Options:**

- Down toss pillows available separately; Use EPN-PLP-26 for Studio pillows or EPN-PLL-30 for Grand pillows

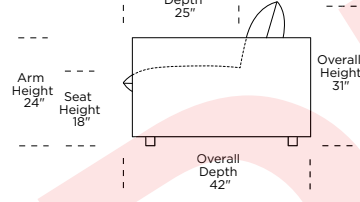
Please use actual leather, fabric, Crypton®, Sunbrella® and Ultrasuede® swatches when specifying furniture as the colors shown may vary due to the printing process.

**Studio:**

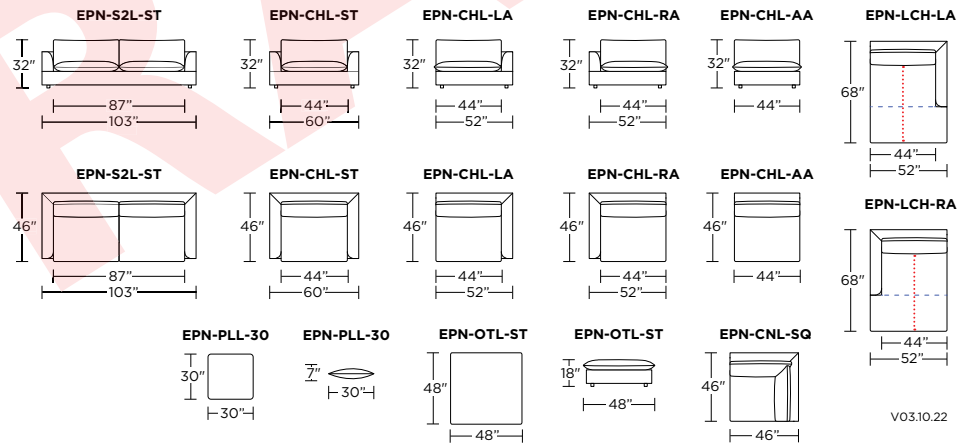
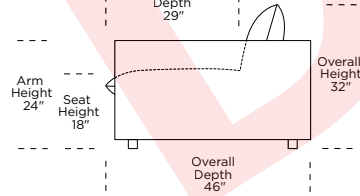


**Grand:**

**Studio:**



**Grand:**



**Note:** Dashed horizontal line (---) indicates seam on leather, Ultrasuede® and railroaded fabrics. Dotted vertical line (.....) indicates seam on up the roll fabrics.

Scale: 1/8 inch = 1 foot  
All dimensions are approximate and subject to change. Specify components from the sitting position.